



1820-K



- power to lift




LOADING GROUP HC1/HD5/B3		1820-K1	1820-K2	1820-K3	1820-K4	1820-K5	1820-K6
Type					KX+		
TECHNICAL DATA							
Load moment	tm	17,0	16,5	16,1	15,6	15,3	15,0
Hydraulic reach	m	6,2	8,3	10,4	12,7	14,9	17,2
Slewing torque	kgm	1794					
Slewing angle	°	400					
Working pressure	bar	345					
Weight excl. stabilizers	kg	1420	1560	1700	1835	1955	2050
Weight of stabilizers, standard	kg	200					
Pump performance	l/min	70-100					
Oil tank capacity, separate tank	l	90					
Power consumption	kW	40-58					
GEOMETRY							
Height above mounting surface	mm	2250					
Width, folded	mm	2500					
Length of crane, no extra valves	mm	820					
Length with 2 extra valves in internal hose reel	mm	820					
Dual Power Plus link arm system		Basic					
Over-bending on crane	°	20					
Over-bending on Fly-Jib	°	20					
CONTROL MODE							
Radio remote control of crane		Basic					
Manual operation of stabilizer functions		Basic					
Remote control box with HMF InfoCentre		Option					
Remote control box, linear control levers (L) or joysticks (J)		L / J					
Stand-up controls with bracket for radio remote control box		Option					
Top seat on column with bracket for remote control box		Option					
CONTROLS							
RCL 5300 Safety System		Basic					
Proportional control valve type (-d) for radio remote control		Basic					
Dual control of stabilizer functions (crane)		Basic					
Electronic speed adaptation system HDL-d		Basic					
OPTIONS: HYDRAULIC EQUIPMENT		1820-K1	1820-K2	1820-K3	1820-K4	1820-K5	1820-K6
Oil cooler		Option					
Fly-Jib 350 with 3 or 4 hydr. extensions					Option	Option	
Fly-Jib 600 with 3 or 4 hydr. extensions		Option					
Multi-coupling for extra valves in hose guides		Option					
1500 kg or 2500 kg hydraulic winch on the crane		Option					
1500 kg or 2500 kg hydraulic winch led via the Fly-Jib		Option			Option		
Radio remote controlled stabilizer functions		Option					
Extra valves in hose guides		Option					
Extra valves in hose reels internally in the jib extensions		Option					
Extra valves in external hose reels on Fly-Jib		Option			Option	Option	
90 l oil tank mounted on the crane		Option					
OTHER EQUIPMENT		1820-K1	1820-K2	1820-K3	1820-K4	1820-K5	1820-K6
Number of manual extensions			3	3	3	2	1
Work light on crane		Option					
Work light on Fly-Jib		Option			Option	Option	
Available radio remote controlled valve section fitted on the base		Option					
1 or 2 extra valves on Fly-Jib in hose reels					Option	Option	



180° swing-up stabilizer leg

Swing-up stabilizer leg to 180° with or without radio remote control.



Multi-coupling

A multi-coupling makes it easy and simple to mount and dismount hydraulic accessories.



Double link arm system

The HMF dual Power Plus link arm system has an excellent lifting capacity at long reach and in high positions as well as it makes it possible to lift a heavy load close to the column.



Minimum space requirements

Minimum space requirements for the large crane range give you more space on the truck body - and better economy.



HMF radio remote control

The HMF radio remote control is part of a unique operation and safety system (TCC - Total Crane Control), which provides the operator with all advantages and possibilities for operating the crane functions and important safety functions on the HMF RCL Safety System. By means of the remote control box you can carry out many tasks besides operating the crane, independent of a fixed control position.



Extra valves with variation

A well-known and usual hose routing to the end of the extensions means that 1 or 2 extra valves are fed in sturdy hose guides alongside the jib extension system. If further efficient protection of the hoses is required, 1 or 2 extra valves can be fed in internal hose reels and lie particularly well protected. In case of more than 6 hydraulic extensions or a reach of approx. 17 m, 1 or 2 extra valves will be fed in external, smooth-running and efficient hose reels.



EVS - active securing of stability

HMF's patent pending stability safety system, EVS, is continuously taking into account the current load on the vehicle so that crane and truck are in perfect balance. As the system includes the load on the truck body as a part of the tare weight of the vehicle, it means that you actually obtain a considerably larger working area with a load on the truck body - thanks to EVS. This means that you obtain both an extraordinary high level of safety and larger capacity with EVS.



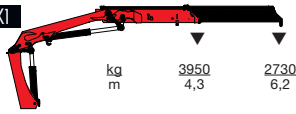
Adaptable stabilizer solutions

The stabilizer legs of the crane are to ensure stability - however they still have to be sturdy, easy to handle and must not take up too much space when not in use. Therefore you can choose between fixed stabilizer legs, manual swing-up stabilizer legs to 180° with gas spring or fully hydraulic swing-up stabilizer legs to 180°. Stabilizer beams can be freely selected as hydraulically extensible or manually extensible, also in connection with the sophisticated EVS stability monitoring.

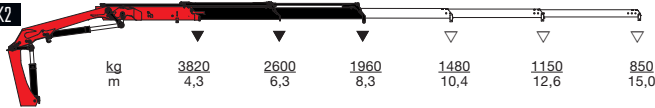


- power to lift

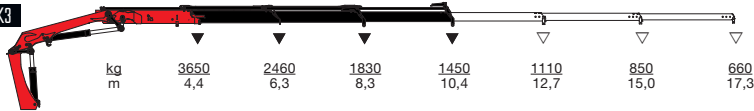
HMF 1820-K1



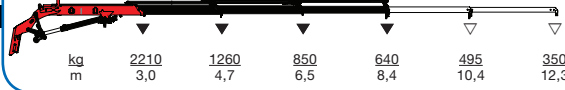
HMF 1820-K2



HMF 1820-K3



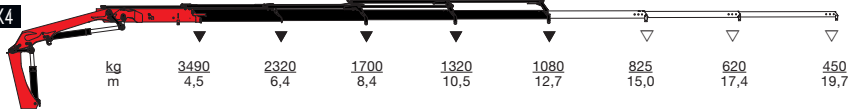
HMF FJ600-K3



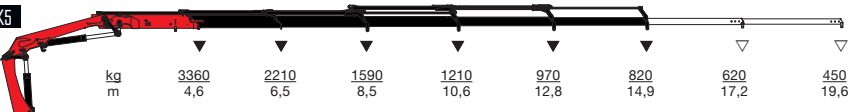
HMF FJ600-K4



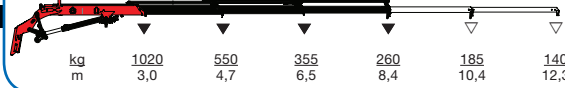
HMF 1820-K4



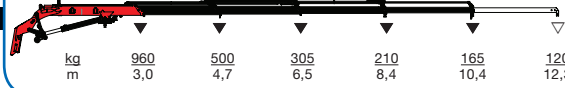
HMF 1820-K5



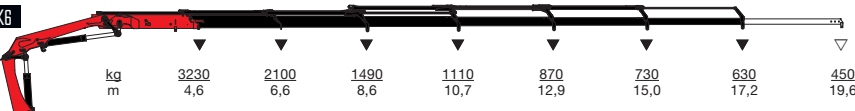
HMF FJ350-K3



HMF FJ350-K4



HMF 1820-K6



▼ Lifting capacity, no manual extensions
 ▽ Lifting capacity with manual extensions



- power to lift
 HMF Group A/S

Oddervej 200 · DK-8270 Højbjerg
 Tel.: +45 8627 0800 · Fax: +45 8627 0744 · info@hmf.dk

www.hmf.dk

Z008687-02

We reserve the right to introduce improvements and modifications